





CIRCULAR GEAR TRAYS

MULTI-FIT LED GEAR TRAY



High quality LED Gear Trays, suitable for use with POLO X and Robust empty bodies and also with a wide range of legacy bulkhead housings (subject to fixing centres and internal volume).



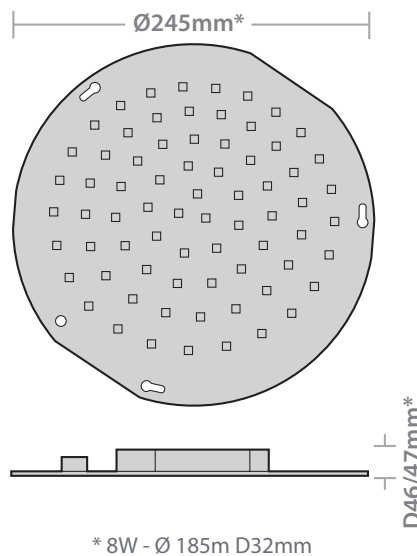
Features

- Improved efficacy of up to 138 lm/W
- Emergency & microwave sensor options available
- Fitted with integral LED driver
- Designed for POLO X and Robust empty body circular bulkhead fittings
- Also suitable as a replacement tray for a wide range of other proprietary bulkhead luminaires including 2D lamp, subject to fixing centres and thermal considerations

Specification

Material:	Phenolic Resin
Colour Temperature:	3500K / 4000K / 5700K
Colour Finish	White
CRI	Ra>80
LED Lifetime:	L80B50 40,000 Hrs
Working Temperature:	-20°C to 40°C (Emergency version 0°C to 40°C)
Power Factor:	0.75/0.8/0.85/0.9
Emergency Battery Type	NiCd
Electrical Class	Class II
Guarantee:	5 Years (Emergency batteries 1 year)

Dimensions

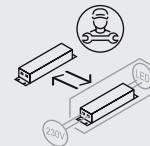
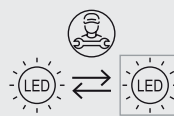
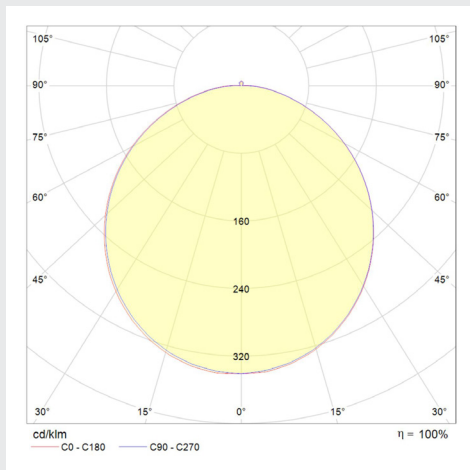


Product Code	Description	Wattage	Colour Temp	Lumen Output	Emergency Lumen Output	Sensor Type	Efficacy	Power Factor	Net Weight (kg)	Barcodes
GTC8-40	Circular Gear Tray 8W	8W	4000K	950 lm	-	-	118 lm/W	>0.5	0.14	5055807622097
GTC13-35	Circular Gear Tray 13W	13W	3500K	1800 lm	-	-	138 lm/W	>0.9	0.21	5055807621977
GTC13-57	Circular Gear Tray 13W	13W	5700K	1800 lm	-	-	138 lm/W	>0.9	0.21	5055807621984
GTC13E-35	Circular Gear Tray 13W c/w 3HR Emergency	13W	3500K	1800 lm	190 lm	-	138 lm/W	>0.8	0.42	5055807621991
GTC13E-57	Circular Gear Tray 13W c/w 3HR Emergency	13W	5700K	1800 lm	190 lm	-	138 lm/W	>0.8	0.42	5055807622004
GTC13/MS-35	Circular Gear Tray 13W	13W	3500K	1800 lm	-	Microwave	138 lm/W	>0.85	0.22	5055807622011
GTC13/MSCF-35	Circular Gear Tray 13W c/w Corridor Function	13W	3500K	1800 lm	-	Microwave +CF	138 lm/W	>0.85	0.22	5055807622035
GTC13E/MS-35	Circular Gear Tray 13W c/w 3HR Emergency	13W	3500K	1800 lm	190 lm	Microwave	138 lm/W	>0.75	0.48	5055807622028
GTC13E/MSCF-35	Circular Gear Tray 13W c/w Corridor Function & 3HR Emergency	13W	3500K	1800 lm	190 lm	Microwave +CF	138 lm/W	>0.75	0.42	5055807622042

Maximum Fittings Per Circuit

Automatic Circuit Breaker Type:	B6	B10	B13	B16	B20	C10	C13	C16	C20
Rated Current:	6A	10A	13A	16A	20A	10A	13A	16A	20A
Cable (mm):	1.5	1.5	1.5	1.5	1.5	1.5	1.5	1.5	2.5
GTC8-40	40	70	90	120	150	70	90	120	150
GTC13-35	40	70	90	120	150	70	90	120	150
GTC13-57	40	70	90	120	150	70	90	120	150
GTC13E-35	35	65	85	110	140	65	85	110	140
GTC13E-57	35	65	85	110	140	65	85	110	140
GTC13/MS-35	40	70	90	120	150	70	90	120	150
GTC13/MSCF-35	40	70	90	120	150	70	90	120	150
GTC13E/MS-35	35	65	85	110	140	65	85	110	140
GTC13E/MSCF-35	35	65	85	110	140	65	85	110	140

Light Distribution Curve (When fitted in a POLX)



www.redarrowelectrical.co.uk